



CAMPBELL PRIMARY SCHOOL
Campbell Road
Canning Vale WA 6155,
Phone: 9456 8300
Fax: 9456 8350

Web Site: <http://www.campbellprimaryschool.wa.edu.au/>
Email Address: Campbell.ps@det.wa.edu.au

Dear Parents

In preparation for our BYOD iPad program for 2017 year we are, providing information about iPad requirements, Connect, and instructions for setting up an Apple ID.

iPad Requirements

All students in Year 5 and 6 are invited to take part in the BYOD initiative. Students who take part are required to bring their iPad each day fully charged. Throughout the year different apps (at no cost to parents) will be used and work saved to the iPad, therefore students will need at least 10GB of free space on the iPads they use.

Minimum device requirements
Apple iPad (3rd Generation or above)
CPU: 1 GHz Dual Core (or higher)
Ram: 1GB (or higher)
Storage: 16GB (or higher) Minimum 10GB Free space
Wi-Fi
iOS: 10.1 (or higher)
Suitable devices include
Apple iPad 3
Apple iPad Air
Apple iPad Mini

Connect

Connect is the Department of Education's online environment which will provide teachers, students and parents with secure access to a collaborative online learning environment via the internet.

We have provided you with a printed flyer with information about Connect and you can view a brief video providing an overview of Connect by typing this URL into the address bar of your internet browser. <https://vimeo.com/102803473>

How will parents access Connect?

Each parent will be given their own secure login to Connect. Connect is totally free and, because it is provided by the Department of Education. As well as being able to login and see your children's Connect Classes on any internet-enabled device, you may also receive notices from Connect that will be sent to you as either an email or a notification on your phone. A free app called *Connect Now* can be downloaded from Google Play or the Apple App Store and will let you receive Connect notices as push notifications.

If you have multiple children you only need one login – even if your children attend different public schools.

When you log on you will be able to see information specific to your own child/ren such as:

- The classes in which your children are engaged
- Notices from classes that automatically generate an email notification to you.

Please read and sign the attached Connect Conditions of Use for Parents and complete the Parents' Registration Form and return to the school by **Friday 2 December 2016**. You will then be confidentially issued with your unique user name and password for Connect.

We will be holding a Parent with Partnership session on Connect early in 2017.

Create Student Apple ID

Parents can create an Apple ID for their child under the age of thirteen. This allows the child to be a part of the Family Sharing plan on an iPad, which gives them access to iTunes. By creating an Apple ID for your child, you can also enable Ask to Buy, which requires your approval before they can make purchases from iTunes, iBooks, or the App Store.

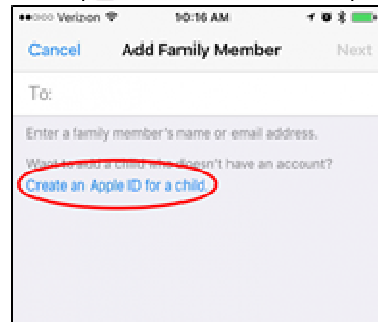
Open Settings and choose iCloud.

Select Family.

Add Family Member...

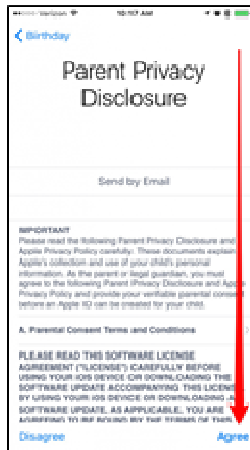


Tap Create an Apple ID for a Child



You'll be prompted to acknowledge a statement from Apple about children's accounts, tap Next.

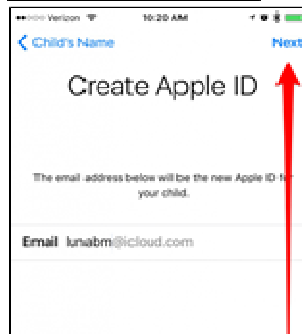
Then it will ask for your child's birthday. After selecting their birthday, you'll be prompted to read and agree to the Parent Privacy Disclosure.



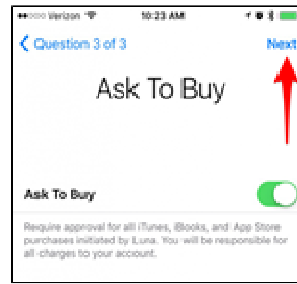
Enter your credit card or debit card, (depending on which is assigned to your Apple ID) CVV security code. Tap Next.

Then you'll be asked to enter your child's name and create an Apple ID for them via an iCloud email address.

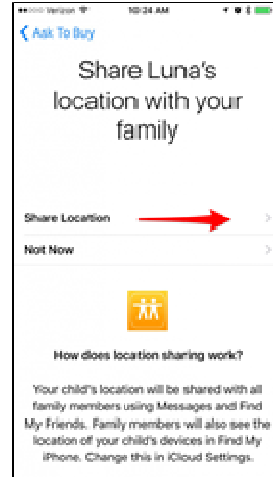
Choose a password. Choose and answer your child's security questions (make sure to keep all of this information in a safe place!).



Decide whether or not you'd like your child to Ask to Buy things in the App Store, iTunes, and iBooks.



Next, you'll have the option to share your child's location with the rest of the family. You can always answer and then come back later to change it.



Congratulations! You've set up an Apple ID for a child and are one step closer to Family Sharing. Please note that when you create an Apple ID for a child, they will automatically be added to your Family Group for sharing purposes.

It's good to know that once you've created an Apple ID for your child, they cannot be removed from the family account. They can, however, be transferred. Otherwise, the child will have to grow up beyond 13 in order to leave the Family Sharing account.

Yours Sincerely

Rebecca Coslani
Assistant Principal

21 November 2016

Connect Conditions of Use for parents

1. Only parents or responsible persons as defined in the School Education Act 1999 and verified by the school will be given access to Connect.
2. Any person/s signing up for the service understands his/her responsibility for keeping the service access details (username and password) confidential.
3. The Department of Education does not accept responsibility for any event arising from unauthorised access or use of Connect.
4. Parents agree to use Connect in accordance with Department of Education's policies regarding Appropriate Use of Online Services. These policies can be accessed from the Connect Sign In screen. Parents are required to accept that they have read and understood these policies before access to Connect is provided.

Limits of the Service

The Department of Education provides Connect as an online service for teachers, students, parents and Department staff. Connect is a communication channel that schools may use to communicate with parents/guardians on matters impacting student education. The Department of Education does not undertake to provide all student-related information via Connect.

When using Connect, I agree that:

1. The information contained in Connect is personal and private information.
2. The parent username and password is only shared between the child's legal parents or guardians.
3. I will not interfere with network security, the data of another user, or attempt to log into the network with a user name and/or password of another user.
4. If I become aware of unauthorised access to my parent account I will immediately inform the school.
5. I consent to the logging, monitoring, auditing and disclosure of my use of Connect.
6. Any breach of these conditions for which I am responsible will result in my access to Connect being suspended or revoked.
7. I agree to use Connect in accordance with Department of Education's policies regarding *Appropriate Use of Online Services*. These policies can be accessed from the Connect Login screen.

Parent Name:

Parent Signature:

Date:

Please return this form to the school in order to receive login information for Connect.

